

# Controlling Spiders with Fendona® CS controlled release insecticide

## Risks posed by spiders

The widespread perception of spiders as dangerous or threatening is likely the result of a combination of factors, including their appearance, popular folklore and the prevalence of arachnophobia (the irrational fear of spiders). Despite their reputation, however, most spiders are beneficial organisms. Although some species have toxic venom, the medical consequences of spider encounters is minimal compared to other pests such as wasps, bees, ticks and mosquitoes.


## Spider behavior

About 40,000 species of spiders inhabit the world, all of them carnivorous. They are broadly categorized as active hunters (burrowers and others) or passive hunters (web builders and ambushers). Active hunter species include tarantulas, wolf spiders, sac spiders, ground spiders, woodlouse spiders, spitting spiders and jumping spiders. Passive hunter species include funnel weavers, cellar, orb weavers, comb footed (black widows), crevice weavers, crab spiders and brown recluse.


Although most spider species are nocturnal (night active), some are diurnal (day active). Many passive hunters build their webs around exterior lights under eaves and near windows to catch prey. They are also commonly found on fencing near trash cans, recycle bins or other places that attract prey such as flies and moths. Active hunters usually search for prey near homes at night, particularly near exterior lights that attract insects. Being nocturnal, active hunters commonly look for dark openings or gaps around structures for a place to hide before sunrise, entering buildings through gaps in doorways and windows.

## Spider control challenges

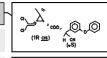
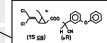
Many factors render spiders difficult to control. They make very light contact with treated surfaces, tiptoeing quickly across them with a small footprint that avoids absorbing a lethal dose. Spiders' sensory organs allow them to detect minute amounts of repellent products on treated surfaces and they quickly learn to avoid these areas. Passive hunters remain in their webs, away from treated surfaces. Product often must be applied directly on passive hunters and their egg sacks. Removing cobwebs before pesticide application can actually allow spiders and egg sacks to escape treatment and avoid contact with pesticides.



Cellar (top), black widow (middle), and brown recluse (bottom)



Contains the two most active isomers of the eight in cypermethrin.

×	×		<b>4x</b> as active as cypermethrin	<b>Billions of microcaps with fast kill</b>
×	×			
×	×			
×	×			

The advanced encapsulation protects the alpha-cypermethrin, which is up to 4 times more active than cypermethrin.

## Use Fendona® CS controlled release insecticide against spiders

**Fendona CS** insecticide features advanced micro-mesh encapsulation technology that preserves the active ingredient in a protective, water-resistant cage, ready to act when it encounters spiders. The microcaps stick to spider legs, web threads and the surface of egg sacks, for more effective control. This micro-mesh technology enables fast knockdown, residual control and broader coverage, helping reduce costly callbacks.

### Long residual for better protection

This is a major reason professionals choose **Fendona CS** insecticide. Studies show it provides 90-day residual control of spiders. See chart.

### New active ingredient for spider control

The active ingredient in **Fendona CS** insecticide, alpha-cypermethrin, is new to the U.S. pest control market and is four times more active than cypermethrin.

## Fendona CS control tips

### Where should I treat for best results?

**On Structure:** Apply pesticides to likely harborage sites, paying careful attention to all areas where web building is likely, including high areas such as upper floor window frames, shutters and overhanging eaves, as well as low areas such as basement windows, gaps beneath siding, main level windows, porches, decks, doors and fireplace transitions.

**Off Structure:** Treat stone/rubble walls and piles, wood piles, bases and trunks of shrubbery, trees, mulch, vegetation and other areas where spiders may harbor.

**Interior:** Potential points of entry, corners, cracks and crevices where spiders hide. Voids and vents can be excellent harborages and good areas for treatment. Garages are common points of entry. Treatments and sticky traps can be helpful.

**Application Tip:** When treating mulch, landscaping rocks, foundation wall and adjacent soil, etc., consider using an additional water carrier to help penetrate and position Fendona CS insecticide finished dilution into the more protected areas where spiders are commonly found.

Always read and follow label directions.

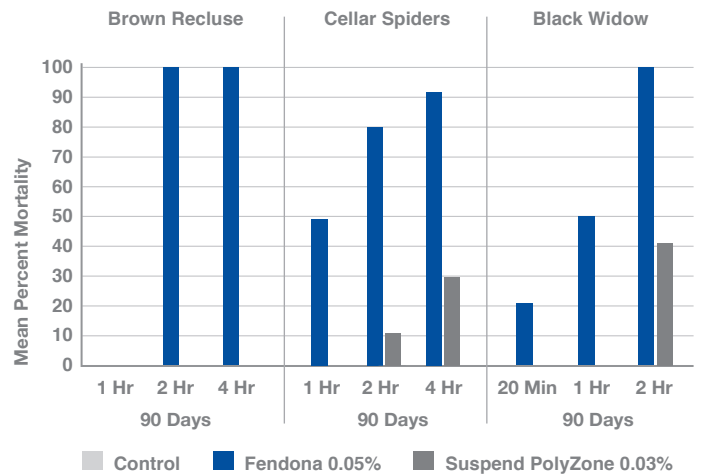
Fendona is a registered trademark of BASF. © 2020 BASF Corporation. All rights reserved. PSS 20-1802

There are many application options available for PMPs. Power sprayers allow use of additional water carriers to penetrate harborages. Backpack sprayers add volume and directional control to application, especially for exterior treatments. Handheld units provide directed treatments for more precise placement (both exterior and interior).

### What rate should be used for best results?

An application rate of 1.0 fl oz/1,000 ft<sup>2</sup> is desirable. Apply fine mist to adequately cover the treatment area. Take care to limit dripping and runoff on structural surfaces and plants.

### Speed to kill spiders on 90-day aged residues



Source: Cardoza Research Consulting

**Fendona CS** insecticide delivers faster spider knockdown on day 90 than Suspend PolyZone, reducing the chances of spider sightings and costly callbacks.

## Other recommendations

Use Integrated Pest Management for enhanced spider control and eliminate harborage sites and spiders from the structure:

- Use vacuums to remove cobwebs, spiders and their egg sacks.
- Remove trash, firewood, leaf, plant litter and other clutter from around the structure.
- Trim branches away from buildings and mow near the foundation.
- Install weather stripping around all doors and windows where needed.
- Plug holes with copper wool, nylon pads, foam or wire screen.
- Caulk around all pipes, eaves and other cracks found around the structure.
- Manage outdoor lighting by changing the lighting schedule and/or using bulbs that attract less insects.
- Keep window curtains closed at night to limit light emitting from inside the house.